
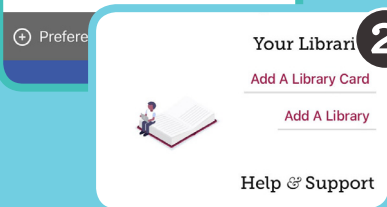


Your Lakeland Library Cooperative has partnered with **Midwest Collaborative for Library Services**, **Suburban Library Cooperative**, and **Great Lakes Digital Libraries** to share their collections giving you more titles to choose from!



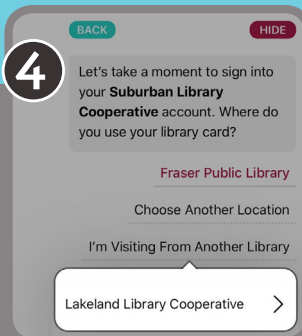
1 Tap the Libby menu icon in the top right corner.



2 Tap "Add a Library." Search for and select participating library systems mentioned above.

3 Once added, tap the Libby menu icon in the top right corner. Tap "See Library Cards" followed by "Add a Card."

Tap "I'm Visiting From Another Library" and select Lakeland Library Cooperative. Enter your barcode # and sign in. Select "Next" then tap "Hide." Your card is now linked to the selected library systems and ready to use.



You may be asking... How is Libby different from the OverDrive app?

Both Libby and the classic OverDrive app allow you to borrow and read the same digital content from your library, but they look and feel different.

Libby has a fresh, easy-to-use design that makes it the best app for most digital library users. Here are some features unique to Libby:

- Simple, step-by-step on-boarding the first time you open the app
- Loans and holds are automatically added to your Shelf (from all your libraries), so you can easily find all your books in one place
- Start reading immediately after you borrow; no need to choose a file format
- See your at-a-glance progress through each book on your Shelf
- Navigate easily between your Shelf and your library's catalog
- Add, remove, and rename cards from all your libraries in one place
- Use tags to categorize books however you'd like
- Set browsing and list preferences to show only the content you're interested in

Whichever app you choose we are excited for you to take advantage of all that the Fennville District Library and the Lakeland Library Cooperative have to offer. We are happy to help if you have any questions. Happy reading!



LET'S GET DIGITAL!

DIGITAL BOOKS • AUDIOBOOKS • MAGAZINES • VIDEOS

fennville
DISTRICT LIBRARY
& ENRICHMENT CENTER

400 West Main Street | P.O. Box 1130
Fennville MI 49408 | 269-561-5050



Getting started with Libby

The Libby app is the easiest way to get started with digital books, audiobooks, and magazines from your public library!

1

Install the Libby app from the app store on your Android, iOS (iPhone/iPad/iPod touch). Or, visit libbyapp.com.

2

In Libby, select **Add Library Card**. Choose Fennville as your location. Then, enter a valid library card #.

3

Browse your library's collection and borrow a title.

4

Borrowed titles appear on your Shelf and download to the app automatically when you're on Wi-Fi so you can read them when you're offline.

From your Shelf, you can:

- Tap Open Book, Open Audiobook, or Open Magazine to start reading or listening.
- Tap Manage Loan to see options like Renew, Return, or Send to Device to send a book to Kindle.*

If you can't get Libby on your device, you can try using the original OverDrive app.



OverDrive
BOOKS, AUDIOBOOKS, MAGAZINES, VIDEOS

3

Find and save your library's OverDrive collection in the app.

4

Open your library's OverDrive collection, sign in, and borrow a title. You'll need a valid library card for this step.

5

Borrowed titles will appear on your Loans page.

After you borrow a title, you can:

- Send Kindle Books to your Kindle device or Kindle reading app.*
- Download titles to the Bookshelf in the OverDrive app to read anytime, anywhere.

You can also access OverDrive on your computer. Visit lakeland.overdrive.com to get started.

*READING WITH kindle



USING OVERDRIVE

1. Open your library's digital collection.
2. Find a **Kindle Book** to borrow.
3. Select **Borrow**. If prompted, sign into your library.

Your Amazon Login and Password are required to read with Kindle.

4. Choose a lending period.
5. After you borrow the title, select **Read now with Kindle**.
6. You'll be taken to Amazon's website to finish getting the book. If you're signed into Amazon, verify the "Deliver to:" device and tap **Get Library Book**. If you're not, tap **Get Library Book**, and sign in.



USING LIBBY

1. Go to *Shelf > Loans*.
2. Tap **Read With**.
3. Tap **Kindle**.
4. You'll be taken to Amazon's website to finish getting the book. If you're signed into Amazon, verify the "Deliver to:" device and tap **Get Library Book**. If you're not, tap **Get Library Book**, and sign in.