


FOLD 1

✂

FOLD 4  
TAPE FLAP



**FDL**  
**seed**  
**LIBRARY**  
*borrow. grow. share.*

FOLD 2  
TAPE FLAP

COMMON NAME \_\_\_\_\_

VARIETY \_\_\_\_\_

YEAR \_\_\_\_\_

HOW TO: \_\_\_\_\_

\_\_\_\_\_


\_\_\_\_\_

FOLD 3  
TAPE FLAP

FOLD 1

✂

FOLD 4  
TAPE FLAP



**FDL**  
**seed**  
**LIBRARY**  
*borrow. grow. share.*

FOLD 2  
TAPE FLAP

COMMON NAME \_\_\_\_\_

VARIETY \_\_\_\_\_

YEAR \_\_\_\_\_


HOW TO: \_\_\_\_\_

\_\_\_\_\_

\_\_\_\_\_

FOLD 3  
TAPE FLAP

FOLD 1



**FDL**  
**seed**  
**LIBRARY**  
*borrow. grow. share.*

COMMON NAME  
Cabbage \_\_\_\_\_


SCIENTIFIC NAME  
\_\_\_\_\_

VARIETY  
Brunswick \_\_\_\_\_

HOW TO: Start seeds for transplant 4-6 prior to planting date.  
Seedlings need bright artificial light or full sun. Cover seed no  
deeper than 1/4" and grow in relatively cool conditions.  
 \_\_\_\_\_  
 \_\_\_\_\_

FOLD 3  
TAPE FLAP

FOLD 1



**FDL**  
**seed**  
**LIBRARY**  
*borrow. grow. share.*

COMMON NAME  
Cabbage \_\_\_\_\_


SCIENTIFIC NAME  
\_\_\_\_\_

VARIETY  
Early Jersey Wakefield, Heirloom \_\_\_\_\_

HOW TO: Start indoors 1/4" deep. 2-4 pound pale green  
cabbage. Pointed head. Can be planted close together. 60-  
75 days.  
 \_\_\_\_\_  
 \_\_\_\_\_

FOLD 3  
TAPE FLAP

FOLD 1



**FDL**  
**seed**  
**LIBRARY**  
*borrow. grow. share.*

COMMON NAME  
Tomato

---

SCIENTIFIC NAME

---


VARIETY  
Hungarian Heart

---

HOW TO: Start indoors 6 weeks before last anticipated frost.  
Sow 1/4" deep. Thin seedlings when they reach 2" tall and  
transplant into individual pots. Transplant outdoors 24-30" apart  
in rows 36" apart when nighttime temps are above 50 degrees.

FOLD 3  
TAPE FLAP

FOLD 1



**FDL**  
**seed**  
**LIBRARY**  
*borrow. grow. share.*

COMMON NAME  
Tomato

---

SCIENTIFIC NAME

---


VARIETY  
Orange

---

HOW TO: Start seeds indoors at least 8 weeks before the last  
frost date. Space 18-36" apart. Plant deeply, burring 2/3 of  
the stem. Keep soil consistently moist throughout the growing  
season.

FOLD 3  
TAPE FLAP

FOLD 1



**FDL**  
**seed**  
**LIBRARY**  
*borrow. grow. share.*

COMMON NAME  
Tomato

---

SCIENTIFIC NAME

---

VARIETY  
Red Cherry

---

HOW TO: Start seeds indoors 2 months before the last anticipated frost. Transplant seedlings outdoors. Plant about 14-20" apart. Well drained soil, full sun, plenty of water.

---




---

FOLD 3  
TAPE FLAP

FOLD 4  
TAPE FLAP

FOLD 2  
TAPE FLAP

FOLD 1



**FDL**  
**seed**  
**LIBRARY**  
*borrow. grow. share.*

COMMON NAME  
Tomato

---

SCIENTIFIC NAME

---

VARIETY  
Roma

---

HOW TO: Start seeds indoors 2 months before the last anticipated frost. Transplant seedlings outdoors. Plant about 14-20" apart. Well drained soil, full sun, plenty of water.

---




---

FOLD 3  
TAPE FLAP

FOLD 4  
TAPE FLAP

FOLD 2  
TAPE FLAP

FOLD 1



**FDL**  
**seed**  
**LIBRARY**  
*borrow. grow. share.*

COMMON NAME  
Tomato

---

SCIENTIFIC NAME  
Solanum Lycopersicum

---


VARIETY

---

HOW TO: Start seeds indoors 6-8 weeks before the average last spring frost date, select a place with full sun and well-drained soil. Plant about 1/8-1/4". After seeds have been planted place containers in a warm place.

FOLD 3  
TAPE FLAP

FOLD 1



**FDL**  
**seed**  
**LIBRARY**  
*borrow. grow. share.*

COMMON NAME  
Tomato

---

SCIENTIFIC NAME

---


VARIETY  
Sunlemon Cherry

---

HOW TO: Start seeds indoors at least 8 weeks before the last frost date. Space 18-36" apart. Plant deeply, burying 2/3 of the stem. Keep soil consistently moist throughout the growing season. Full sun.

FOLD 3  
TAPE FLAP

FOLD 1



**FDL**  
**seed**  
**LIBRARY**  
*borrow. grow. share.*

COMMON NAME  
Watermelon

---

SCIENTIFIC NAME

---


VARIETY  
Charleston Grey

---

HOW TO: Sow seeds outdoors in a sunny location with deep, fertile, well-drained soil after danger of frost is past and the soil is warm. Plant 6 seeds in clusters spaced 6-8' apart. Cover with 1/2" soil. Tamp lightly and keep soil moist.

FOLD 3  
TAPE FLAP

FOLD 1



**FDL**  
**seed**  
**LIBRARY**  
*borrow. grow. share.*

COMMON NAME  
Watermelon

---

SCIENTIFIC NAME

---


VARIETY  
Crimson Sweet

---

HOW TO: Sow seeds outdoors in a sunny location with deep, fertile, well-drained soil after danger of frost is past and the soil is warm. Plant 6-8 seeds in groups spaced 6-8' apart. Cover with 1/2" soil. Tamp lightly and keep soil moist.

FOLD 3  
TAPE FLAP

FOLD 1



COMMON NAME  
Tomato

---

SCIENTIFIC NAME

---

VARIETY  
Purple Russian

---

HOW TO: Start Indoors 6 weeks before predicted last frost. Plant outdoors 24-36" apart.

---




---

FOLD 3  
TAPE FLAP

FOLD 4  
TAPE FLAP

FOLD 2  
TAPE FLAP

FOLD 1



COMMON NAME  
Pepper

---

SCIENTIFIC NAME

---

VARIETY  
Sweet Chocolate

---

HOW TO: Plant the seeds 1/4" deep in the soil and kept moist during germination. Once the seedlings are 4-6" tall, plant in the garden. Consistent moisture is important.

---




---

FOLD 3  
TAPE FLAP

FOLD 4  
TAPE FLAP

FOLD 2  
TAPE FLAP

FOLD 1



**FDL**  
**seed**  
**LIBRARY**  
*borrow. grow. share.*

COMMON NAME  
Basil \_\_\_\_\_

SCIENTIFIC NAME  
\_\_\_\_\_

VARIETY  
Cinnamon \_\_\_\_\_


HOW TO: Requires full sunlight and well-drained soil. Dig a generous amount of compost or well-rotted manure into the soil before planting. Allow plenty of space for Cinnamon basil, as the plant can reach heights and widths of up to 3'.

FOLD 3  
TAPE FLAP

FOLD 4  
TAPE FLAP

FOLD 2  
TAPE FLAP

FOLD 1



**FDL**  
**seed**  
**LIBRARY**  
*borrow. grow. share.*

COMMON NAME  
\_\_\_\_\_

SCIENTIFIC NAME  
\_\_\_\_\_

VARIETY  
\_\_\_\_\_

HOW TO: \_\_\_\_\_  
\_\_\_\_\_  
\_\_\_\_\_

FOLD 3  
TAPE FLAP

FOLD 4  
TAPE FLAP

FOLD 2  
TAPE FLAP